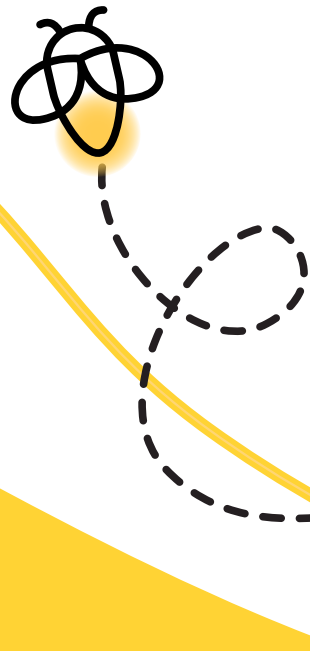


# Lumio™

## Brand Guidelines

#GoLumio





# Contents

---

Personality	1
Logo	2
Firefly	3
Colors	4
Backgrounds	5
Lines	6
Headlines and body copy	7
Photography, shapes, illustrations, and characters	8

---



# Welcome to the Lumio™ Brand Guidelines.

This is for the creators behind all Lumio materials and is designed to give you the guidance and tools you need to communicate a consistent Lumio identity across all mediums.

Lumio is the digital learning tool for today's changing teaching and learning environments. Celebrated as a top collaboration software for teachers, our digital learning tool is used by teachers & students worldwide - and they love it. It's engaging. It's easy to use. And it's fun.

Teachers **love** our brand.  
Students **love** our brand.  
School leaders **love** our brand.  
**And we love building this brand.**

Please use these tools to keep the Lumio brand growing strong.

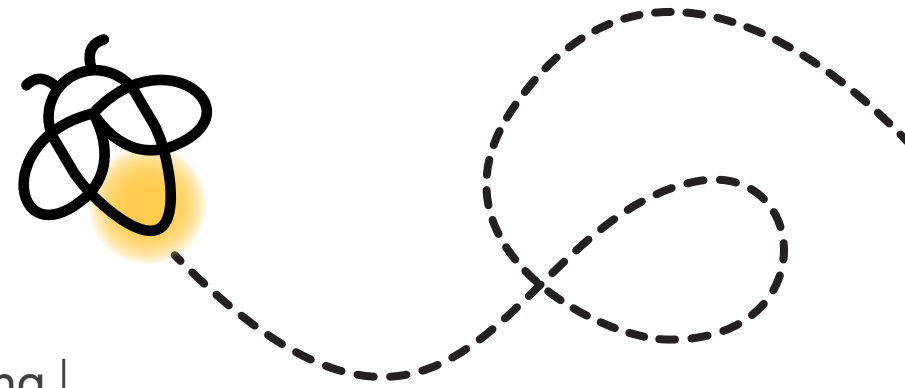
# Personality

Fun | Full of life | Friendly | Warm | Welcoming

Ensure communications are:

Engaging | Interactive | Flexible | Active | Free-flowing |  
Connected | Simple and easy to understand


Overall, Lumio emits **light**.



# Logo

The wordmark is punctuated by a firefly, buzzing in and landing on the dot of the i.

The firefly works to humanize and bring life to the Lumio logo. It represents the **luminescence** and **glow** of “aha” lightbulb moments, **connecting** and sharing bright ideas and sparks of inspiration.




# Firefly

The Lumio firefly connotes the sense of wonder e.g. kids catching them in jars, the magic and mystery of the unknown.

The firefly must be present in all Lumio marketing and content materials and can fly in multiple directions.

Ensure that the firefly is represented at 25% when using additional characters in materials.



Character at 100%

**Example:**  
Full sized Character  
Lumio Logo & Firefly at 25% size of Character



  
**Lumio**<sup>TM</sup>

Lumio 25% size of Character

# Colors

## Primary:

Yellow = joy, optimism, light

Yellow creates a strong, bold look and feel that distinguishes Lumio in the marketplace.

Use 100% of yellow as the main color backgrounds and within organic shapes.

## Secondary:

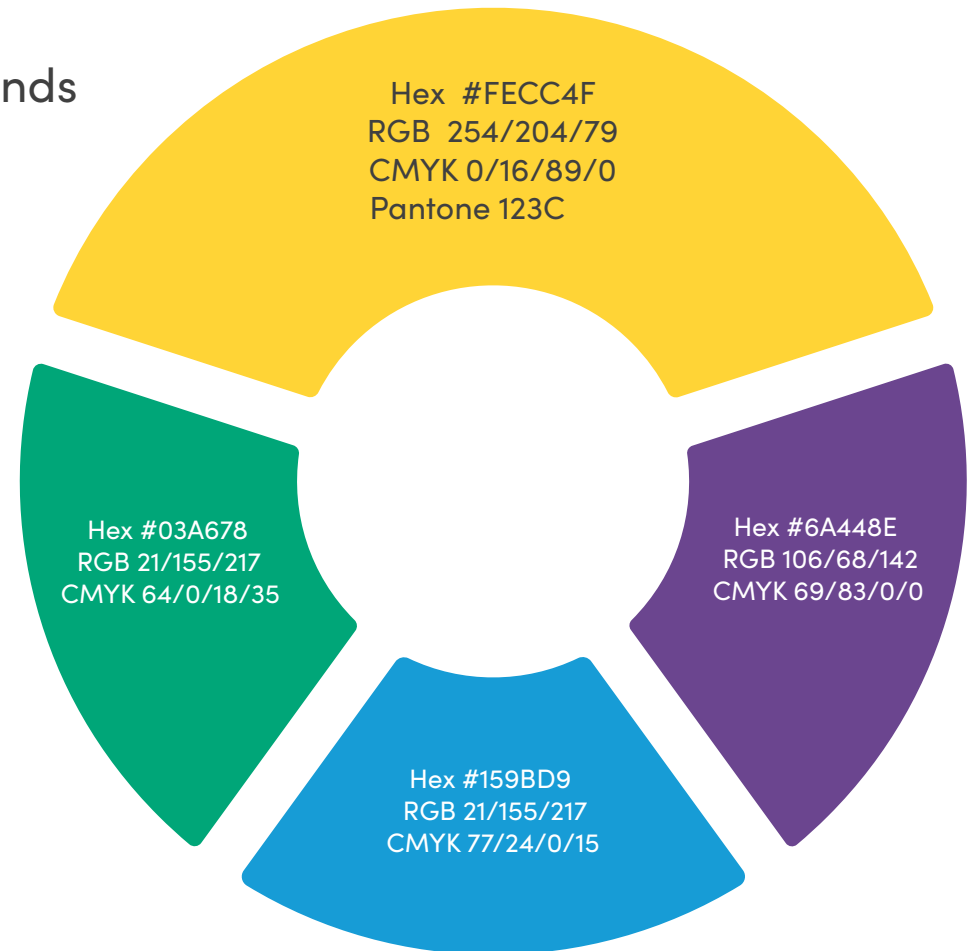

Green = growth, harmony, freshness, energy

Blue = calm, inspiration, reliability

Purple = creativity, wisdom, pride

## Colors for CTA buttons:

White, yellow or green



The background features a white canvas with large, flowing yellow organic shapes in the corners. A solid yellow line curves across the middle, and a dashed black line follows a similar path below it. A small black scribble is at the top left, and a dashed circle is on the right side.

# Backgrounds

Backgrounds should be primarily white with 100% solid yellow color waves and organic shapes in corners work well to create a strong and distinct look and feel.

In addition to the shapes - the dotted line and yellow line can be added to the layout at the designer's discretion.




# Lines

Lumio lines express engagement, interaction and connection. They bring a distinguished active and free-flowing design option to Lumio materials.

Yellow line is double the weight of the dotted line.

Dotted line stroke should be black and dashes should be rounded with the line double the length of the gap.

Designers may adjust according to layout.



# Typography

**Aa**

**Sofia Rounded -  
Headlines**

**Lumio in logo format is  
permitted in headlines.**


Primary: Gray  
Hex #404040  
RGB 64/64/64  
CMYK 0/0/0/74

**Aa**

**Sofia Rounded -  
Body Copy**

*Alternative for Canva:  
Nunito*

Secondary: Black  
Hex #000000  
RGB 0/0/0  
CMYK 0/0/0/100




# Photos

Photography should be authentic as opposed to stock and include individual student devices.

Lumio's presence on student devices should be the hero in imagery.

The presence of displays in the background is acceptable as they are an important part of today's classrooms. However, displays need to remain part of the backdrop and not the main subject.

- While Lumio works well with interactive displays, it also works well without them. We seek to shift the perception that Lumio is software for SMART interactive displays.
- When displays are in the background, ensure the brand name of the display is unidentifiable - so the audience does not assume that Lumio requires a SMART interactive display.



# Shapes, Characters and Illustrations



Use Lumio shapes to add interest and whimsy.


The thumbnail images for web or ad use should be in circular shapes with organic shapes behind in 100% secondary colors.



Lumio student and teacher characters can be used on white backgrounds or on top of screens of organic shapes.



Stock illustrations can be added to add fun and character to the themes with 100% yellow background



**Lumio**<sup>TM</sup>

**Lum.io | #GoLumio**

